

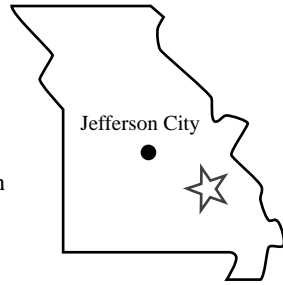
Washington State Park, Missouri

Although Elephant Rocks offers some quite good bouldering, climbers from St-Louis really don't have many places for sport climbing. No wonder everyone is going to Jackson Falls over the weekend. However, if you're driving through, or don't have much time, Washington State Park offers an alternative. The two easy climbs there are not really good, but the 3 12s and the 13 are worth it. The cliff is about 50 foot tall and offers interesting limestone, featuring cool colors.

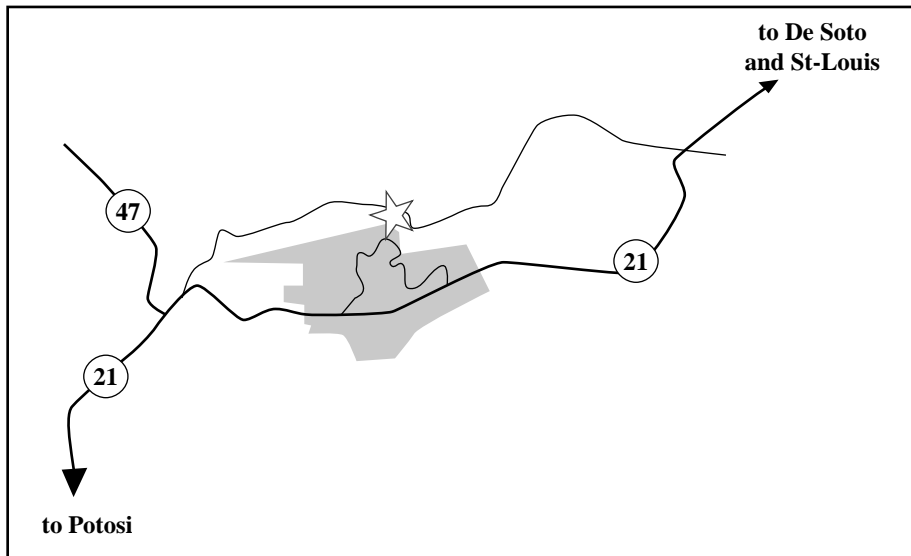
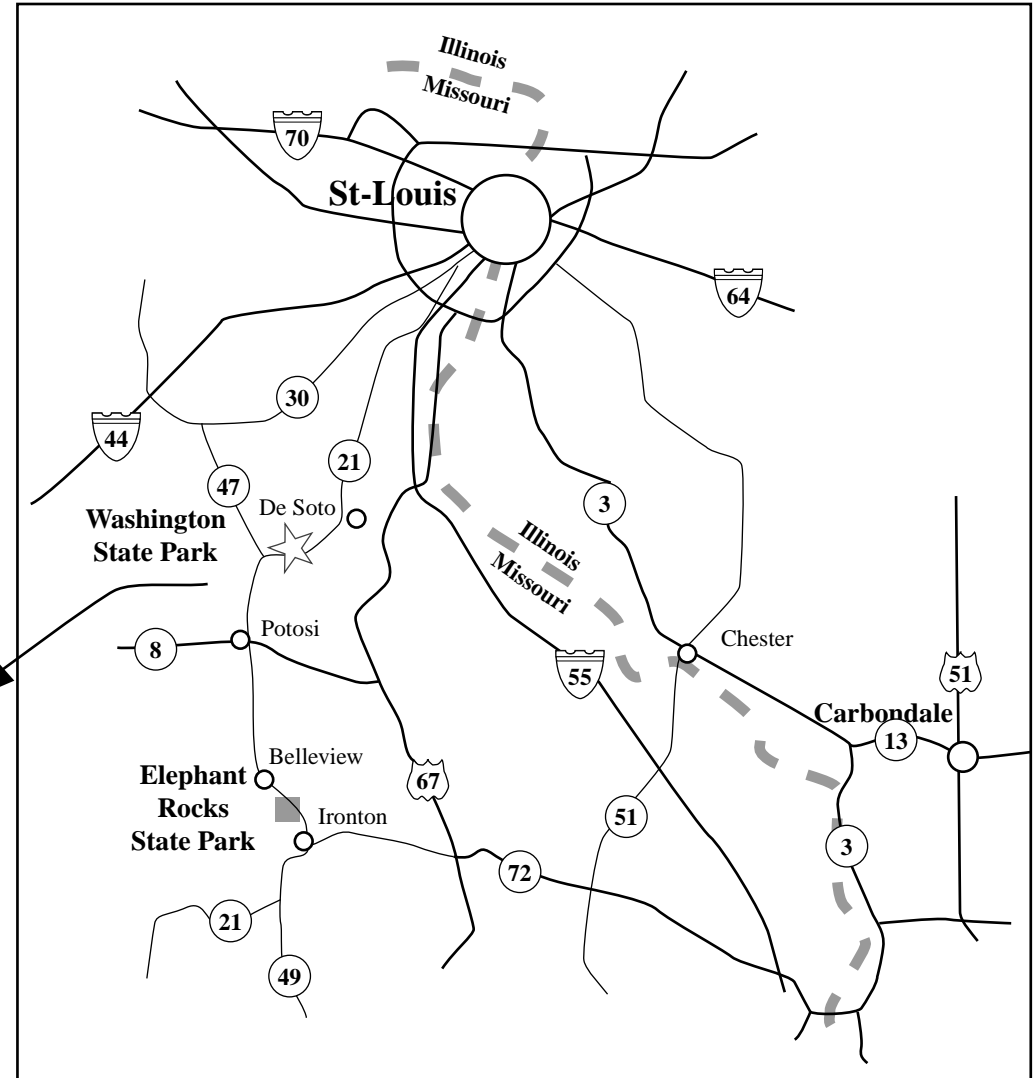
How to get there: The Park is located in the southeast part of Missouri, about an hour south of St-Louis. From St-Louis, simply take the highway 21 south. Then, a few miles after the town of De Soto, make a right on Big River Heights Rd. If you see the signs for Washington State Park, you've gone too far. Drive all the way to the end of Big River Heights Rd which is blocked just before an old bridge. Park there. Walk across the bridge then walk left along the cliff until you are at the obvious wall.

When: Early spring and late fall are good times to visit. Summer is warm and infested with insects. Winter is climbable on good days.

Access: You park and climb next to houses, so please keep a low profile and don't get loud if you get your ass kicked.



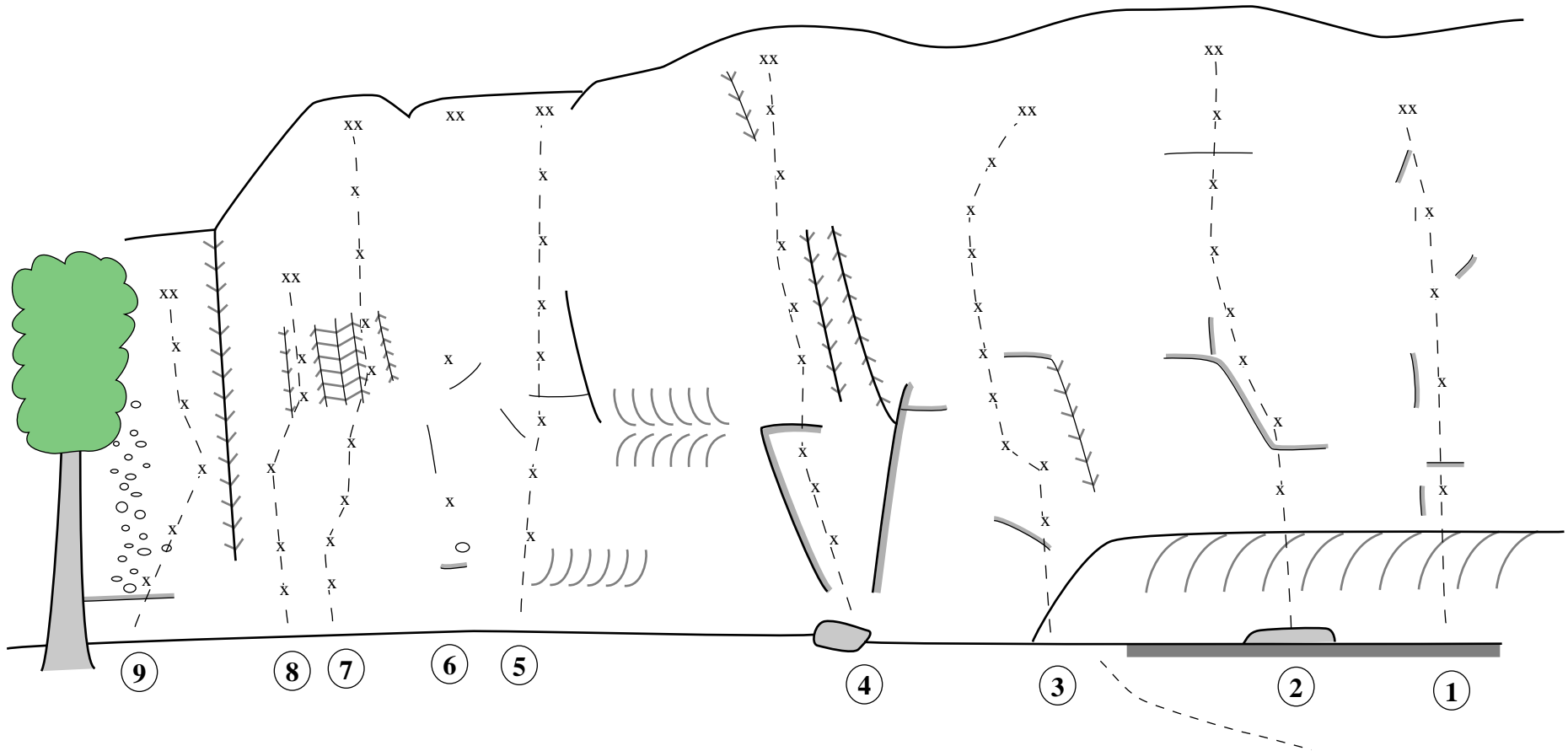
Southeast Missouri Road Map



This map features the main roads and towns, but many details have been omitted.



Washington State Park



← 10

6. abandoned project

F R
□ □ 5.?

7. project

F R
□ □ 5.11b

8. Wasbenator

Nice climb up the corner system.

F R
□ □ 5.8+

9. Dandelion

Climb just right of the pocketed face.

F R
□ □ 5.9

10. Rifle 5.9

50 yards left of Dandelion. Chossy face ending in yellow slings.

1. Perfect Dark

Burly climb. Stick clip the first bolt.

F R
□ □ 5.12a

2. project

F R
□ □ 5.13+

3. Tangerine

Climb up the obvious orange streak. Hard and weird move near the top (go straight).

F R
□ □ 5.12c

4. Wicked Googily

Watch out for the fall on the ledge.

F R
□ □ 5.12b

5. Screamin' Eagle

Bouldery start up to a sustained finish.

F R
□ □ 5.13b

