

Montmorency Falls, Québec

A François-Guy Thivierge and Alexandre Gerrits topo.

The Montmorency Falls is the best place to learn and begin ice climbing or for a simple and quick climb out of town.

On the east of Quebec city, the Falls is on the side of the St-Laurence River and near the bridge to Ile d'Orléans.

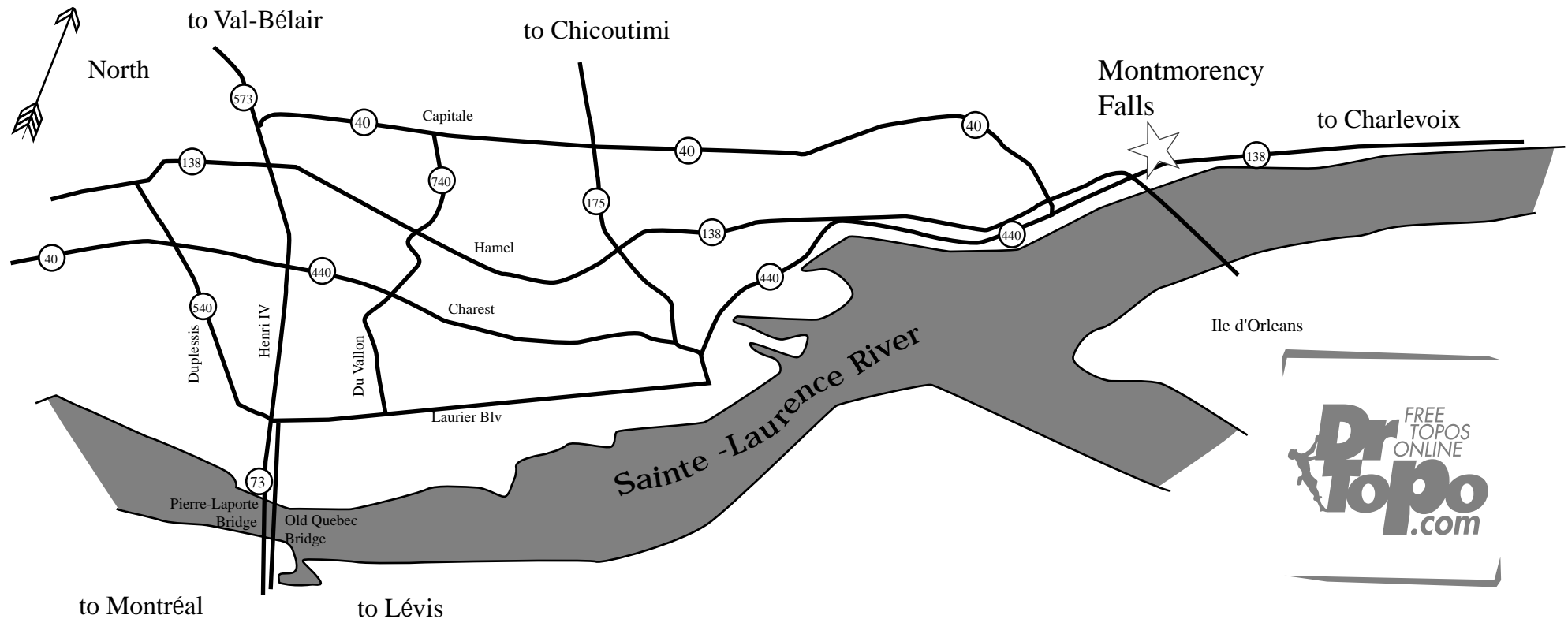
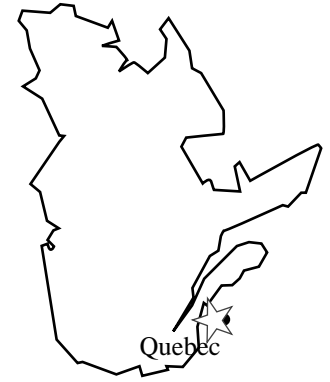
At the site, you need to respect these rules:

- 1- no solo
- 2- wear a helmet and use U.I.A.A. material
- 3- don't walk on wood footbridge with your crampons
- 4- don't rappel when a team is behind you

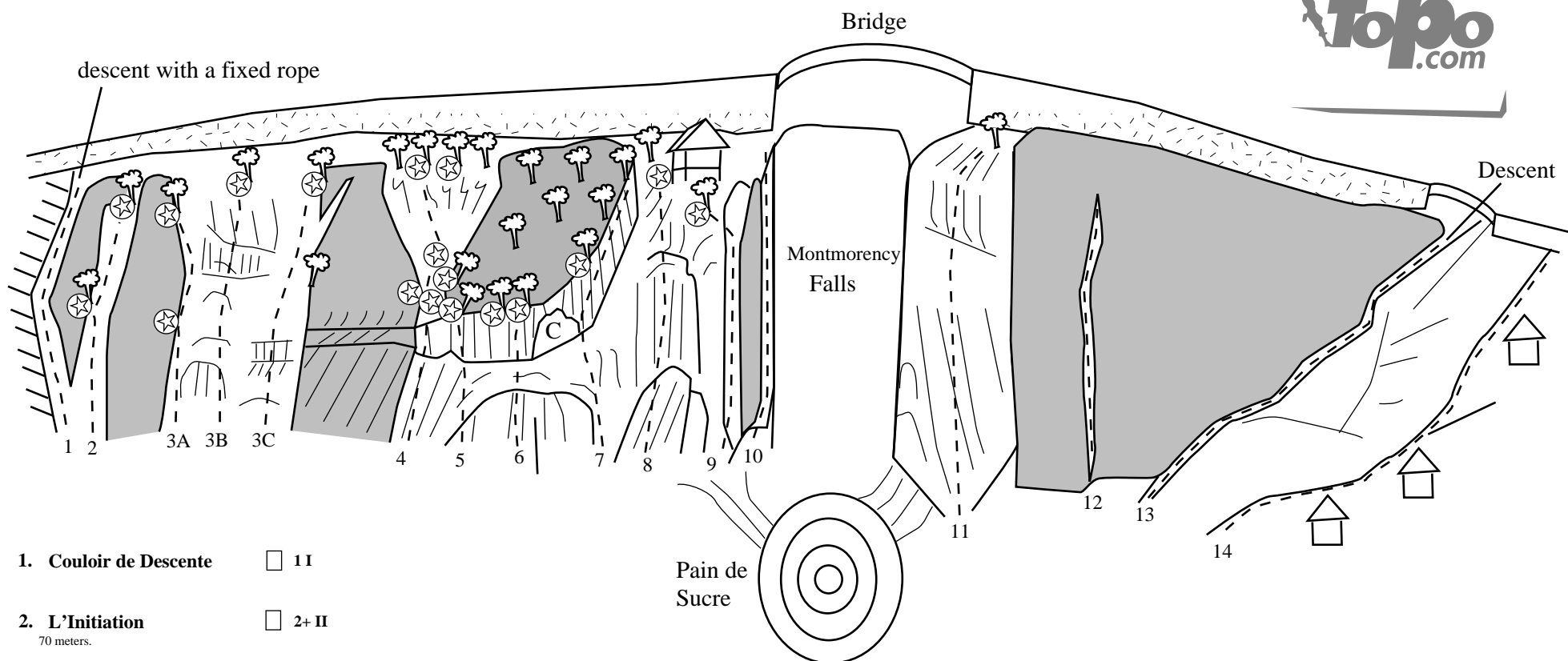
You need material, you want a guide ?

Call L'Ascensation Climbing School (418) 647 4422

Emergency 911



The Montmorency Falls



- 1. **Couloir de Descente** 1 I
- 2. **L'Initiation** 2+ II
70 meters.
- 3A. **La Bleue Congelée** 3 II
90 meters.
- 3B. **La Congelée Originale** 3 II ☆☆☆
90 meters. Rq : first ascent in 1972 by Jean Sylvain and Léopold Nadeau with alpinist axes and 10 point crampons. (7 hours).
- 3C. **La Dalle Congelée** 2+ II
90 meters.
- 4. **L'Entonnoir** 3+ II ☆☆☆
100 meters. 3 small pitches.
- 5. **Miroir** 4 II ☆
40 meters. Vertical start and end.
- 6. **Pilier Central** 4+ II ☆☆☆
45 meters. You want it vertical!
- 7. **Pilier de Crystal** 4+ II ☆☆☆
90 meters. The classic.

- 8. **Pilier Direct** 4+5 II
90 meters. You can belay from the bottom of the vertical.
- 9. **Super Momo** 4 II
90 meters.
- 10. **Super Wet** 3+ II
90 meters. Dangerous when it's sunny and warm.
- 11. **La Dame Blanche**
90 meters. Bad ice.
- 12. **La Dame Noire**
80 meters. Rarely there.
- 13. **Le Couloir de Descente** 1 I
125 meters.
- 14. **L'arête de Neige** 1 I
150 meters.

Legend

- Routes
- Belay
- Cave
- Rock
- Ice
- Ciment wall