

Luskville, Quebec

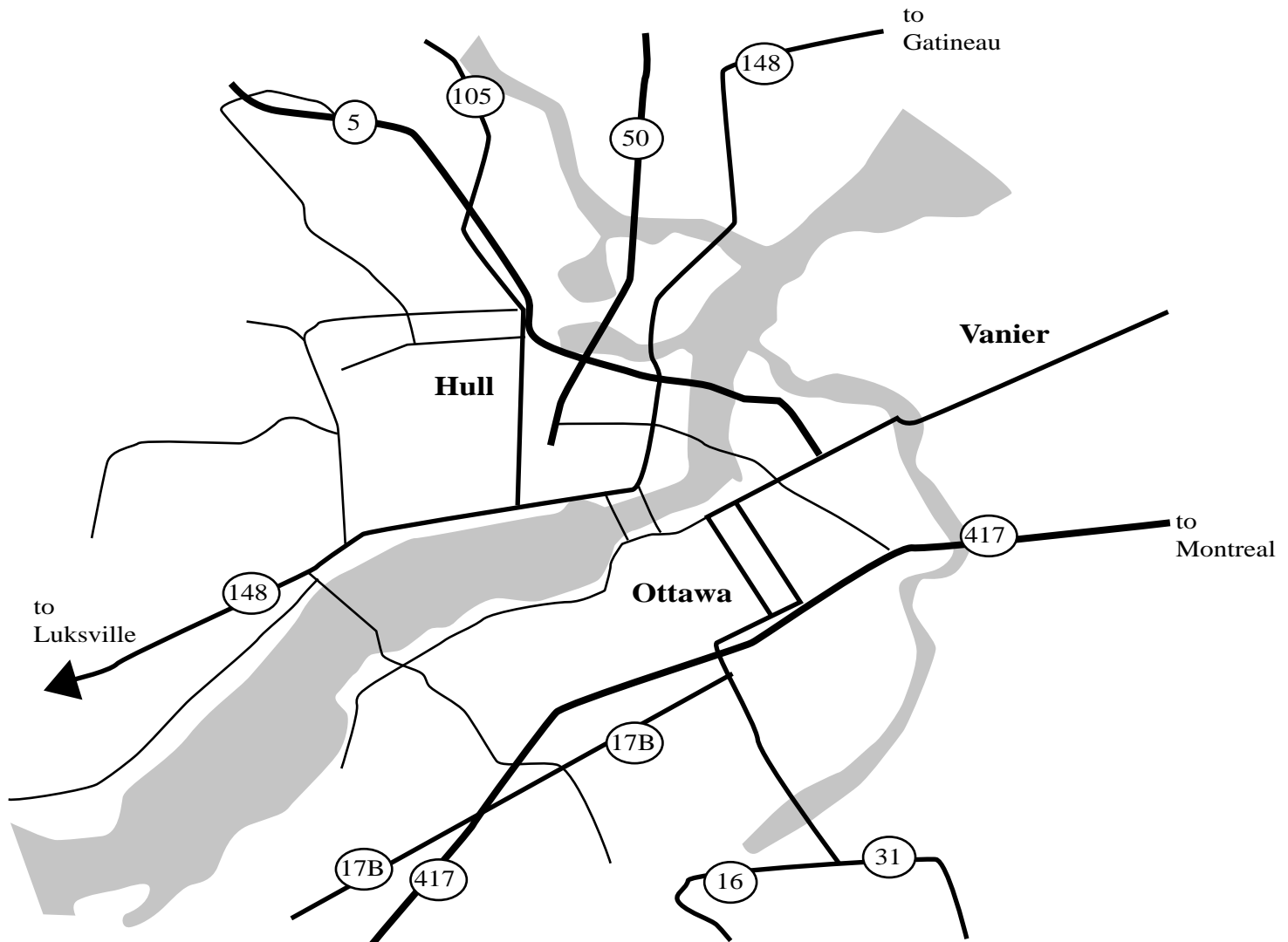
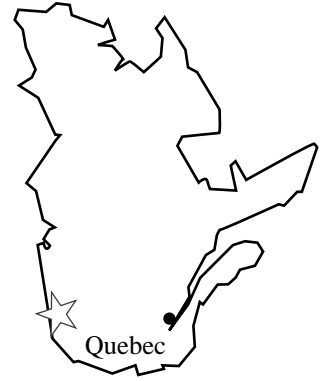
by Al Pritus
and Antoine Grant

Although located in Quebec, Luskville sees a lot of traffic from English Canadians, being really close to the border. It seems that there is up to 300 climbs around Luskville, but we will start by presenting the most famous, fully equipped crag. You'll find here climbs from 5.9 to 5.13b, both technical and powerful. The wall is slightly overhanging.

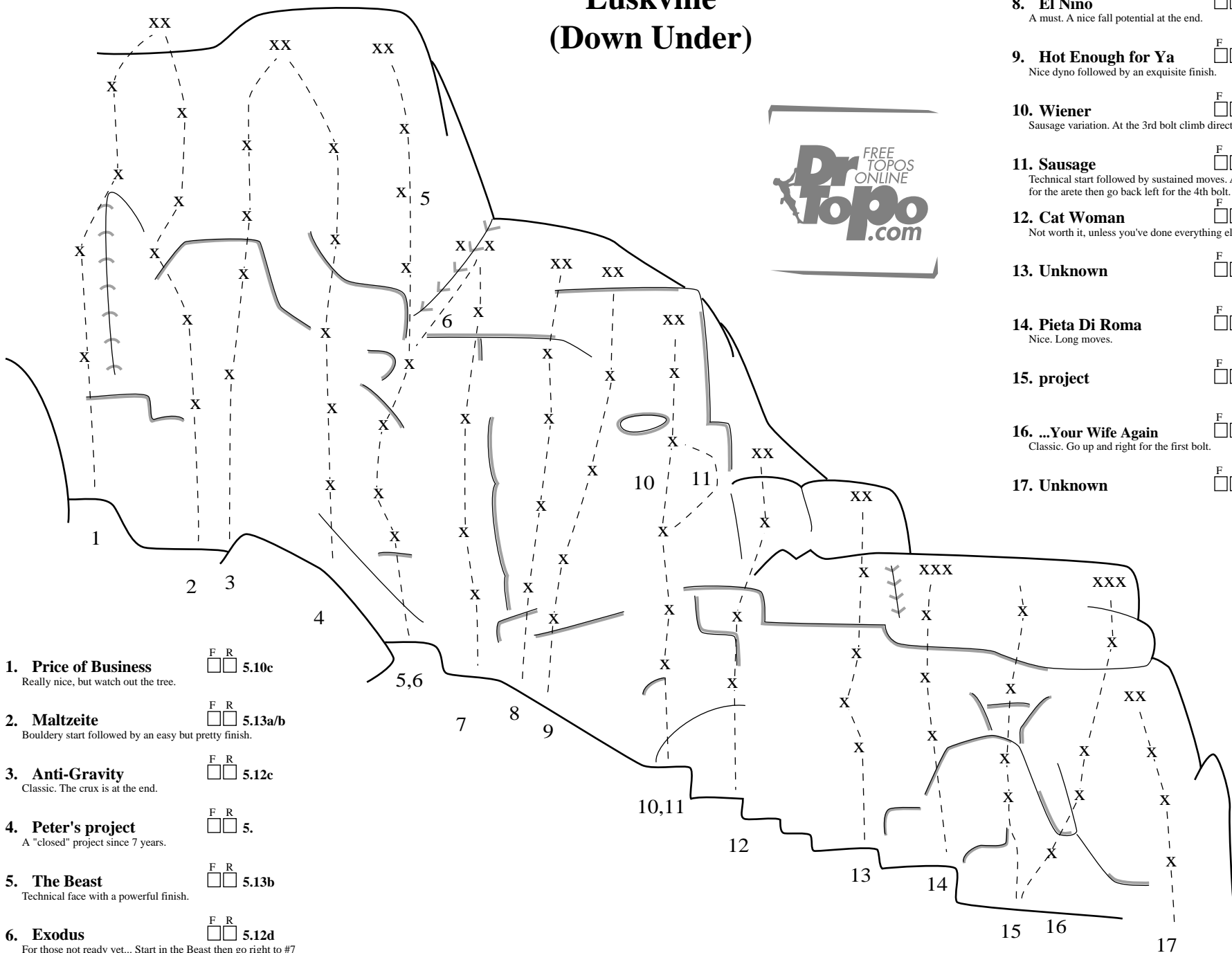
Directions: From Hull, take road 148 west toward Luskville. After a big farm, 3.1 km after the road divides, turn right on "Hôtel de Ville". Drive on this dirt road until the end and park on the sides, leaving room for U-turns.

Take the trail from the end of the road and walk across a field, then in the forest. After a big dish, fork left, walk a few minutes then go up ladders. After the second ladder, walk across boulders to another ladder and then the cliff. Going right after the second ladder will get you to a slab with 5-6 easy climbs.

When: The cliffs don't get much sun, so the spring is pretty wet. Summer is warm and humid. The Fall is the best time to visit. September and October are prime time.



Luskville (Down Under)



- 1. **Price of Business** F R
□□ 5.10c
Really nice, but watch out the tree.
- 2. **Maltzeite** F R
□□ 5.13a/b
Bouldery start followed by an easy but pretty finish.
- 3. **Anti-Gravity** F R
□□ 5.12c
Classic. The crux is at the end.
- 4. **Peter's project** F R
□□ 5.
A "closed" project since 7 years.
- 5. **The Beast** F R
□□ 5.13b
Technical face with a powerful finish.
- 6. **Exodus** F R
□□ 5.12d
For those not ready yet... Start in the Beast then go right to #7 anchors.
- 7. **Unknown** F R
□□ 5.12-

- 8. **El Nino** F R
□□ 5.12a
A must. A nice fall potential at the end.
- 9. **Hot Enough for Ya** F R
□□ 5.12b
Nice dyno followed by an exquisite finish.
- 10. **Wiener** F R
□□ 5.12a
Sausage variation. At the 3rd bolt climb directly in the face.
- 11. **Sausage** F R
□□ 5.10c
Technical start followed by sustained moves. At the 3rd bolt, go right for the arete then go back left for the 4th bolt.
- 12. **Cat Woman** F R
□□ 5.11b
Not worth it, unless you've done everything else.
- 13. **Unknown** F R
□□ 5.12-
- 14. **Pieta Di Roma** F R
□□ 5.10d
Nice. Long moves.
- 15. **project** F R
□□ 5.
- 16. **...Your Wife Again** F R
□□ 5.11b
Classic. Go up and right for the first bolt.
- 17. **Unknown** F R
□□ 5.9