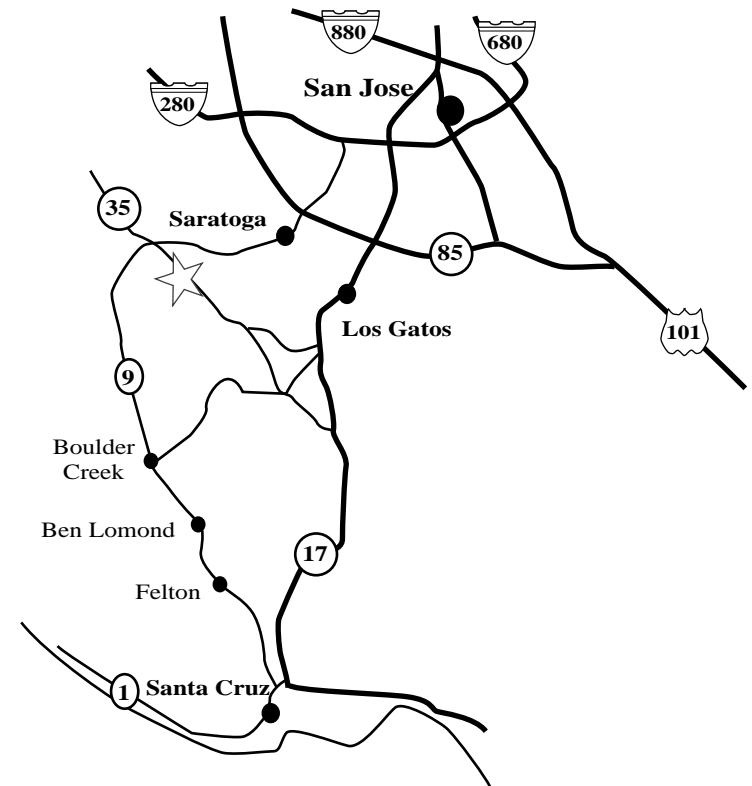




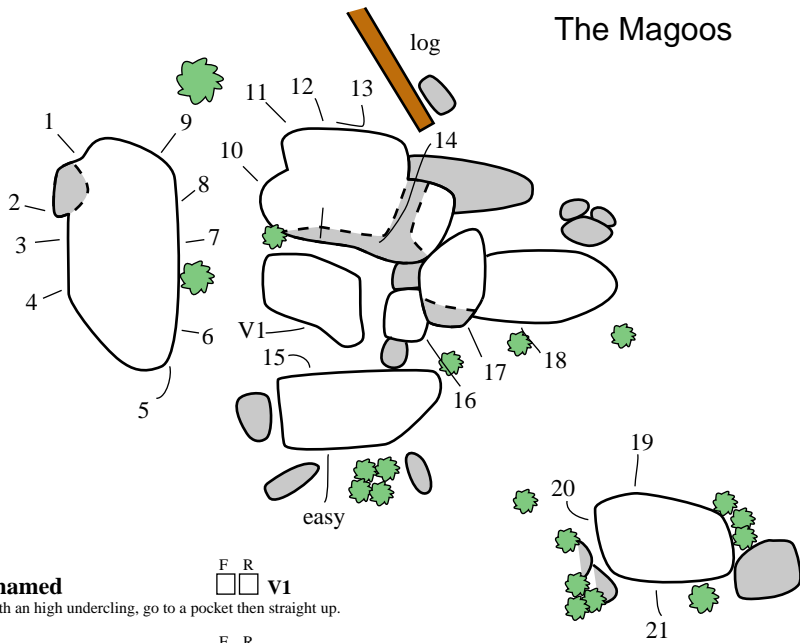
presents

a little bouldering guide  
of

# Castle Rock



## The Magoos

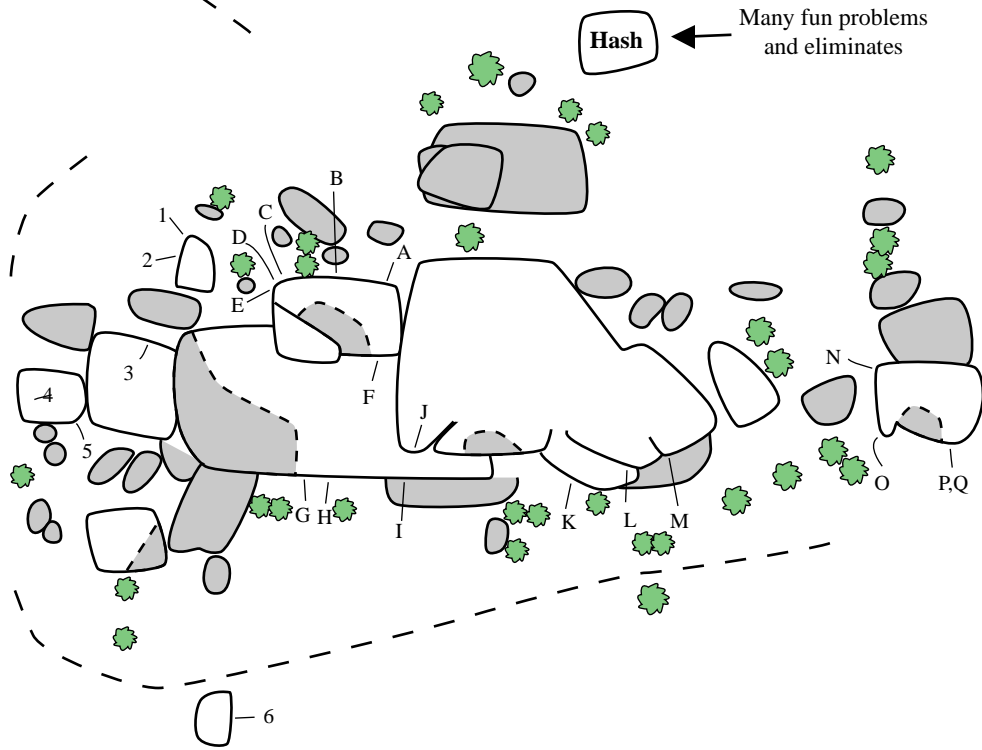


1. **Unnamed** F R  
□ □ V1  
Start with an high undercling, go to a pocket then straight up.
2. **Unnamed** F R  
□ □ V0  
Big slopy right-facing flake.
3. **Unknown** F R  
□ □ easy  
Go straight up to the black streak and the big hole.
4. **Unnamed** F R  
□ □ V0-  
Start on a big slopy hole/shelf.
5. **Unnamed** F R  
□ □ V0-  
Climb up and right on the arete.
6. **Bates Eliminate** F R  
□ □ V10  
SDS - Start with the low right-facing flake then go up to the face.
7. **Unnamed** F R  
□ □ V7  
Start with bad slopers just right of the tree then go straight up.
8. **Mr Magoo** F R  
□ □ V0  
Start with high edges and climb straight up. (V0+ from the SDS).
9. **Cave Traverse** F R  
□ □ V4  
Climb all the tunnel then top out right.
10. **Unnamed** F R  
□ □ V2  
SDS - Start with a left-facing sloper, traverse right to top out left of the next problem.
11. **Mrs Magoo** F R  
□ □ V2  
Start on two bad slopers and go straight up.
12. **Unnamed** F R  
□ □ V0+  
Right-facing sloper up to another sloper on the lip then mantle.

- to #22 and more boulders
13. **Unnamed** F R  
□ □ V1  
Start with slopy sidepull and go right hand to another sidepull.
  14. **Kauk Roof** F R  
□ □ V7  
Jugs to a pocket, a sloper then top out with a tree branch at your back.
  15. **Unnamed** F R  
□ □ V2  
SDS - Start on sidepulls and go straight up without using the good holds to the right (V0 if you do).
  16. **Unnamed** F R  
□ □ V0  
Start on a good slopy edge then mantle.
  17. **Unnamed** F R  
□ □ V5  
Start with underclings and climb over the roof.
  18. **Unnamed** F R  
□ □ V0  
Climb in the wide groove.
  19. **Slap** F R  
□ □ V5  
SDS - Start on the jug, go to the slopy arete, up to the slopy pocket then top out.
  20. **The No Hands** F R  
□ □ V0+  
Climb the slab just right of the arete without your hands or elbows.
  21. **Hueco Wall** F R  
□ □ V5  
SDS - Start right hand with the good hueco, go left hand up to two other huecos then throw to a juggy hueco and top out.
  22. **Ecoterrorist** F R  
□ □ V12  
Walk down the trail. It will be on your right, right of a tree. Start with a high hueco, go right to an undercling then up.

# Indian Rock

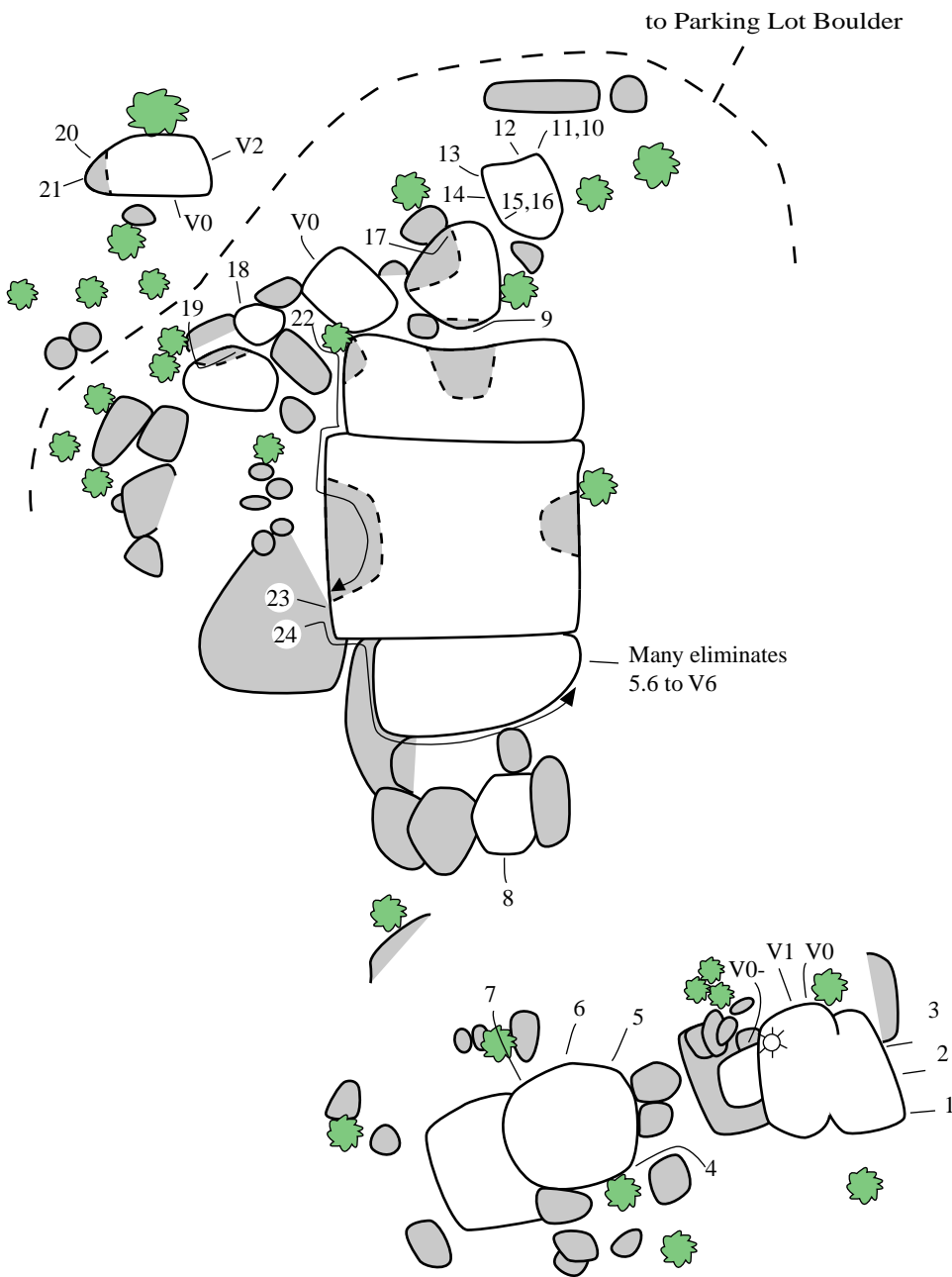
to parking



# Castle Rock

- 1. Beak Traverse** F R  
□□ V3  
Start with 2 pockets and traverse right to #3. Reverse it for a V4.
- 2. Butterfly Mantle** F R  
□□ V5  
Mantle using only the big, obvious knob. Many variations (including a SDS). Much easier to mantle with the lip to the right.
- 3. Unnamed** F R  
□□ V0-  
Start with a jug and mantle.
- 4. The Asshole Arete** F R  
□□ V5  
SDS - Start squeezed in the boulders and climb the short slopy arete.
- 5. Unnamed** F R  
□□ V4  
Climb the scooped face between the boulders and the big bump.
- 6. Garage Door** F R  
□□ V0  
Start on the big bump and go up and left with the crack. Variation - V1 - Go right.
- 7. Unnamed** F R  
□□ V5  
Climb the arete with the tree at your back.
- 8. Yabo** F R  
□□ medium  
Start right hand with a sidepull/undercling hueco and left hand with a high sloper (or start lower). Go straight up.
- 9. Duct Tape** F R  
□□ V5  
Climb up and left on the arete. Start with slopers at eye-level.
- 10. Frog Traverse** F R  
□□ V2  
Start at the beginning of the horizontal crack and traverse left around the corner.
- 11. Unnamed** F R  
□□ V1  
Start as Frog Traverse but go to the lip then mantle.
- 12. The Spoon** F R  
□□ V2  
SDS - Climb the scooped face with a big pocket.
- 13. Unnamed** F R  
□□ V2  
Climb the arete by its right side up to a pocket/dish.
- 14. Unknown** F R  
□□ easy  
Climb straight up to the dish.
- 15. Unnamed** F R  
□□ V2  
Start as the next one but traverse left on the slopy lip.
- 16. Unnamed** F R  
□□ V1  
Start at the right end of the short face and go straight up.
- 17. Unnamed** F R  
□□ V1  
SDS - Start at the left of the cave. Traverse right then top out with jugs.
- 18. Slope Exit** F R  
□□ V1  
SDS - Climb the boulder resting on two others with big pockets.
- 19. Bates Arete** F R  
□□ V4  
SDS - Climb up and left with pinches and the lip/arete.
- 20. Mr Clean** F R  
□□ V4  
SDS - Sidepull and sloper then straight up.
- 21. Unknown** F R  
□□ V0+  
SDS - Start on the big shelf then go straight up.
- 22. Castle Traverse** F R  
□□ V0+  
Traverse from left to right.
- 23. Unnamed** F R  
□□ V3  
SDS - Climb the arete right of the cave.
- 24. Pain Traverse** F R  
□□ V5  
Traverse from left to right, staying low.

# Castle Rock



to the Magoos

# Indian Rock

A few boulders can be found along the trail to the Indian Rock. We choose to present Indian Rock with the rope climbs, just in case that line such as Donkey Dong convinced you to put your harness on.

## boulder problems

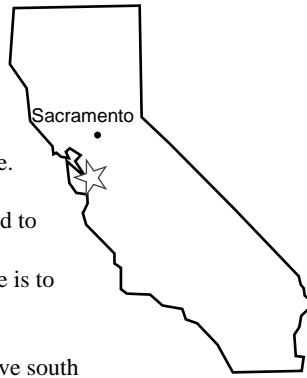
- |  |   |   |   |                          |                          |   |  |   |   |                          |                          |
|--|---|---|---|--------------------------|--------------------------|---|--|---|---|--------------------------|--------------------------|
| <p><b>1. Unknown</b><br/>Climb up and right on the arete.</p>                  | <table border="0"> <tr><td>F</td><td>R</td></tr> <tr><td><input type="checkbox"/></td><td><input type="checkbox"/></td></tr> </table> <p>easy</p>   | F | R | <input type="checkbox"/> | <input type="checkbox"/> | <p><b>F. Dismal Abysmal</b><br/>Climb the steep face right of the honeycomb cave.</p>                 | <table border="0"> <tr><td>F</td><td>R</td></tr> <tr><td><input type="checkbox"/></td><td><input type="checkbox"/></td></tr> </table> <p>5.11c</p>   | F | R | <input type="checkbox"/> | <input type="checkbox"/> |
| F  | R   |   |   |                          |                          |   |  |   |   |                          |                          |
| <input type="checkbox"/>   | <input type="checkbox"/>  |   |   |                          |                          |   |  |   |   |                          |                          |
| F  | R   |   |   |                          |                          |   |  |   |   |                          |                          |
| <input type="checkbox"/>   | <input type="checkbox"/>  |   |   |                          |                          |   |  |   |   |                          |                          |
| <p><b>2. Unknown</b><br/>Climb the face without the aretes.</p>                | <table border="0"> <tr><td>F</td><td>R</td></tr> <tr><td><input type="checkbox"/></td><td><input type="checkbox"/></td></tr> </table> <p>medium</p> | F | R | <input type="checkbox"/> | <input type="checkbox"/> | <p><b>G. Vicious Circles</b><br/>Climb the face just right of the big roof/cave.</p>                  | <table border="0"> <tr><td>F</td><td>R</td></tr> <tr><td><input type="checkbox"/></td><td><input type="checkbox"/></td></tr> </table> <p>5.10c</p>   | F | R | <input type="checkbox"/> | <input type="checkbox"/> |
| F  | R   |   |   |                          |                          |   |  |   |   |                          |                          |
| <input type="checkbox"/>   | <input type="checkbox"/>  |   |   |                          |                          |   |  |   |   |                          |                          |
| F  | R   |   |   |                          |                          |   |  |   |   |                          |                          |
| <input type="checkbox"/>   | <input type="checkbox"/>  |   |   |                          |                          |   |  |   |   |                          |                          |
| <p><b>3. Unknown</b><br/>SDS - Start on slopers and climb the short face.</p>  | <table border="0"> <tr><td>F</td><td>R</td></tr> <tr><td><input type="checkbox"/></td><td><input type="checkbox"/></td></tr> </table> <p>medium</p> | F | R | <input type="checkbox"/> | <input type="checkbox"/> | <p><b>H. Blowing Bubbles</b><br/>Climb the face just left of the high cave.</p>                       | <table border="0"> <tr><td>F</td><td>R</td></tr> <tr><td><input type="checkbox"/></td><td><input type="checkbox"/></td></tr> </table> <p>5.10a</p>   | F | R | <input type="checkbox"/> | <input type="checkbox"/> |
| F  | R   |   |   |                          |                          |   |  |   |   |                          |                          |
| <input type="checkbox"/>   | <input type="checkbox"/>  |   |   |                          |                          |   |  |   |   |                          |                          |
| F  | R   |   |   |                          |                          |   |  |   |   |                          |                          |
| <input type="checkbox"/>   | <input type="checkbox"/>  |   |   |                          |                          |   |  |   |   |                          |                          |
| <p><b>4. The Classic</b><br/>The arete with a hueco. Hard from a SDS.</p>      | <table border="0"> <tr><td>F</td><td>R</td></tr> <tr><td><input type="checkbox"/></td><td><input type="checkbox"/></td></tr> </table> <p>V3</p>     | F | R | <input type="checkbox"/> | <input type="checkbox"/> | <p><b>I. Krokus</b><br/>Less-than-vertical face with one bolt. BRING GEAR!</p>                        | <table border="0"> <tr><td>F</td><td>R</td></tr> <tr><td><input type="checkbox"/></td><td><input type="checkbox"/></td></tr> </table> <p>5.11d</p>   | F | R | <input type="checkbox"/> | <input type="checkbox"/> |
| F  | R   |   |   |                          |                          |   |  |   |   |                          |                          |
| <input type="checkbox"/>   | <input type="checkbox"/>  |   |   |                          |                          |   |  |   |   |                          |                          |
| F  | R   |   |   |                          |                          |   |  |   |   |                          |                          |
| <input type="checkbox"/>   | <input type="checkbox"/>  |   |   |                          |                          |   |  |   |   |                          |                          |
| <p><b>5. Sharma Arete</b><br/>Climb the arete over a bad landing.</p>          | <table border="0"> <tr><td>F</td><td>R</td></tr> <tr><td><input type="checkbox"/></td><td><input type="checkbox"/></td></tr> </table> <p>V9</p>     | F | R | <input type="checkbox"/> | <input type="checkbox"/> | <p><b>J. Hocus</b><br/>"Second pitch" of Krokus.</p>  | <table border="0"> <tr><td>F</td><td>R</td></tr> <tr><td><input type="checkbox"/></td><td><input type="checkbox"/></td></tr> </table> <p>5.11b R</p> | F | R | <input type="checkbox"/> | <input type="checkbox"/> |
| F  | R   |   |   |                          |                          |   |  |   |   |                          |                          |
| <input type="checkbox"/>   | <input type="checkbox"/>  |   |   |                          |                          |   |  |   |   |                          |                          |
| F  | R   |   |   |                          |                          |   |  |   |   |                          |                          |
| <input type="checkbox"/>   | <input type="checkbox"/>  |   |   |                          |                          |   |  |   |   |                          |                          |
| <p><b>6. Santa Cruz Dude</b><br/>Start on crimps and climb the short face.</p> | <table border="0"> <tr><td>F</td><td>R</td></tr> <tr><td><input type="checkbox"/></td><td><input type="checkbox"/></td></tr> </table> <p>V2</p>     | F | R | <input type="checkbox"/> | <input type="checkbox"/> | <p><b>K. Cum Slot</b><br/>Climb the face left of the tree up to an offwidth/dihedral. BRING GEAR!</p> | <table border="0"> <tr><td>F</td><td>R</td></tr> <tr><td><input type="checkbox"/></td><td><input type="checkbox"/></td></tr> </table> <p>5.10c</p>   | F | R | <input type="checkbox"/> | <input type="checkbox"/> |
| F  | R   |   |   |                          |                          |   |  |   |   |                          |                          |
| <input type="checkbox"/>   | <input type="checkbox"/>  |   |   |                          |                          |   |  |   |   |                          |                          |
| F  | R   |   |   |                          |                          |   |  |   |   |                          |                          |
| <input type="checkbox"/>   | <input type="checkbox"/>  |   |   |                          |                          |   |  |   |   |                          |                          |

## routes

- |  |  |   |   |                          |                          |  |  |   |   |                          |                          |
|--|--|---|---|--------------------------|--------------------------|--|--|---|---|--------------------------|--------------------------|
| <p><b>A. Jail Bird</b><br/>The bolted line left of the small cave. 5.12a if you climb left of the first bolts, 12b by the right.</p> | <table border="0"> <tr><td>F</td><td>R</td></tr> <tr><td><input type="checkbox"/></td><td><input type="checkbox"/></td></tr> </table> <p>5.12a/b</p> | F | R | <input type="checkbox"/> | <input type="checkbox"/> | <p><b>M. High on Testosterone</b><br/>Crack. BRING GEAR!</p>   | <table border="0"> <tr><td>F</td><td>R</td></tr> <tr><td><input type="checkbox"/></td><td><input type="checkbox"/></td></tr> </table> <p>5.11b</p> | F | R | <input type="checkbox"/> | <input type="checkbox"/> |
| F  | R  |   |   |                          |                          |  |  |   |   |                          |                          |
| <input type="checkbox"/>   | <input type="checkbox"/>   |   |   |                          |                          |  |  |   |   |                          |                          |
| F  | R  |   |   |                          |                          |  |  |   |   |                          |                          |
| <input type="checkbox"/>   | <input type="checkbox"/>   |   |   |                          |                          |  |  |   |   |                          |                          |
| <p><b>B. South Face</b><br/>Less-than-vertical face between the small cave and the double-tree.</p>                                  | <table border="0"> <tr><td>F</td><td>R</td></tr> <tr><td><input type="checkbox"/></td><td><input type="checkbox"/></td></tr> </table> <p>5.8+</p>    | F | R | <input type="checkbox"/> | <input type="checkbox"/> | <p><b>N. Mike's Donut</b><br/>Top rope. Climb the arete by its right side.</p>                                       | <table border="0"> <tr><td>F</td><td>R</td></tr> <tr><td><input type="checkbox"/></td><td><input type="checkbox"/></td></tr> </table> <p>5.11b</p> | F | R | <input type="checkbox"/> | <input type="checkbox"/> |
| F  | R  |   |   |                          |                          |  |  |   |   |                          |                          |
| <input type="checkbox"/>   | <input type="checkbox"/>   |   |   |                          |                          |  |  |   |   |                          |                          |
| F  | R  |   |   |                          |                          |  |  |   |   |                          |                          |
| <input type="checkbox"/>   | <input type="checkbox"/>   |   |   |                          |                          |  |  |   |   |                          |                          |
| <p><b>C. Puckered Starfish</b><br/>Start with a good hueco and climb the arete.</p>  | <table border="0"> <tr><td>F</td><td>R</td></tr> <tr><td><input type="checkbox"/></td><td><input type="checkbox"/></td></tr> </table> <p>5.10a</p>   | F | R | <input type="checkbox"/> | <input type="checkbox"/> | <p><b>O. Baby Fat</b><br/>Climb with a big right-facing flake/ramp up to a face.</p>                                 | <table border="0"> <tr><td>F</td><td>R</td></tr> <tr><td><input type="checkbox"/></td><td><input type="checkbox"/></td></tr> </table> <p>5.11a</p> | F | R | <input type="checkbox"/> | <input type="checkbox"/> |
| F  | R  |   |   |                          |                          |  |  |   |   |                          |                          |
| <input type="checkbox"/>   | <input type="checkbox"/>   |   |   |                          |                          |  |  |   |   |                          |                          |
| F  | R  |   |   |                          |                          |  |  |   |   |                          |                          |
| <input type="checkbox"/>   | <input type="checkbox"/>   |   |   |                          |                          |  |  |   |   |                          |                          |
| <p><b>D. Well Endowed</b><br/>Top rope. Climb the arete by its right side.</p>   | <table border="0"> <tr><td>F</td><td>R</td></tr> <tr><td><input type="checkbox"/></td><td><input type="checkbox"/></td></tr> </table> <p>5.12b</p>   | F | R | <input type="checkbox"/> | <input type="checkbox"/> | <p><b>P. Belly Button</b><br/>Start right of the cave and follow the bolts up and left.</p>                          | <table border="0"> <tr><td>F</td><td>R</td></tr> <tr><td><input type="checkbox"/></td><td><input type="checkbox"/></td></tr> </table> <p>5.11b</p> | F | R | <input type="checkbox"/> | <input type="checkbox"/> |
| F  | R  |   |   |                          |                          |  |  |   |   |                          |                          |
| <input type="checkbox"/>   | <input type="checkbox"/>   |   |   |                          |                          |  |  |   |   |                          |                          |
| F  | R  |   |   |                          |                          |  |  |   |   |                          |                          |
| <input type="checkbox"/>   | <input type="checkbox"/>   |   |   |                          |                          |  |  |   |   |                          |                          |
| <p><b>E. Donkey Dong</b><br/>Climb the overhanging arete.</p>  | <table border="0"> <tr><td>F</td><td>R</td></tr> <tr><td><input type="checkbox"/></td><td><input type="checkbox"/></td></tr> </table> <p>5.11c</p>   | F | R | <input type="checkbox"/> | <input type="checkbox"/> | <p><b>Q. Jelly Belly</b><br/>Start as Belly Button but climb straight up with the left-facing flake. BRING GEAR!</p> | <table border="0"> <tr><td>F</td><td>R</td></tr> <tr><td><input type="checkbox"/></td><td><input type="checkbox"/></td></tr> </table> <p>5.10a</p> | F | R | <input type="checkbox"/> | <input type="checkbox"/> |
| F  | R  |   |   |                          |                          |  |  |   |   |                          |                          |
| <input type="checkbox"/>   | <input type="checkbox"/>   |   |   |                          |                          |  |  |   |   |                          |                          |
| F  | R  |   |   |                          |                          |  |  |   |   |                          |                          |
| <input type="checkbox"/>   | <input type="checkbox"/>   |   |   |                          |                          |  |  |   |   |                          |                          |

# Castle Rock, California

Local climbers have been visiting the friendly sandstone of Castle Rock for decades but a few appearances in recent videos such as Rampage and West Coast Pimp have made the area famous nationwide. Castle Rock doesn't have as many boulders as Joshua Tree, Bishop or Yosemite but the quality of the problems is the trade mark. Be prepared to pull on bad slopers and make a few crazy mantles. This guidebook doesn't cover all the bouldering in the park. Its purpose is to guide the visitor to the main area.

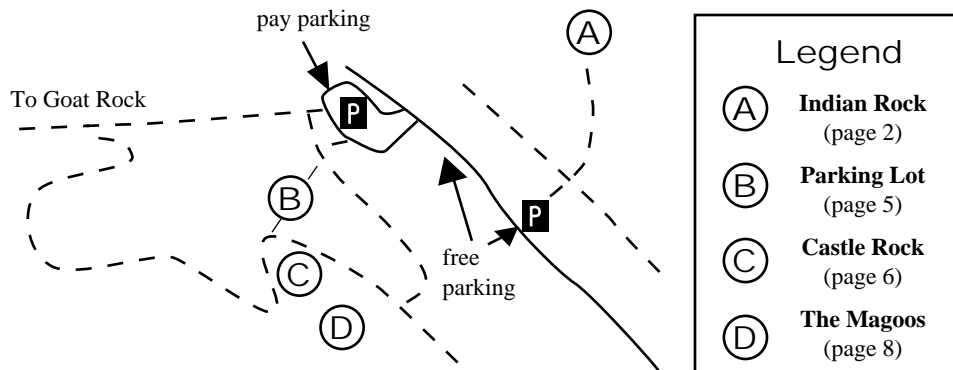


**How to get there:** The closest big city is Saratoga. From Saratoga, drive south on Saratoga Ave which will become highway 9. Drive over 10 miles and make a left at the stop on Skyline Blvd. From Santa Cruz, go West/North on River Street which will become highway 9. After 25 miles of winding road, you'll get to a stop. Make a right on Skyline Blvd. After 2.4 miles on Skyline Blvd, you'll see the parking on your right. You can park there for \$2 a day or keep driving a few feet and park on the right side of the road, or further on the left for free. **Beware:** Looking on a map you might think that it would be a good idea to avoid the winding highway 9 to Santa Cruz by taking the I-17 then taking the 35 (Skyline Blvd). This road takes as much time as the former one and it has a 8 miles section of really windy and narrow road. So you'll end up playing Russian roulette for 15-20 minutes. We don't recommend this alternative.

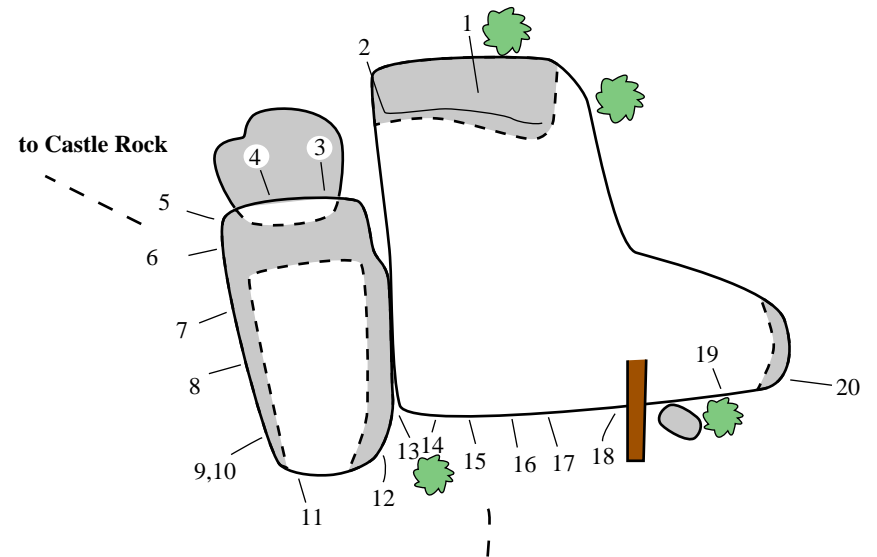
**When:** The climate is really moderate and you can climb here all year round. Winter is pretty wet and there are mosquitoes in the Summer so Fall and Spring are the best. **The sandstone in Castle Rock gets really weak after the rain so you have to wait 2 days after a rain before climbing. This is serious. If you climb after the rain, you will break holds.** Anyway, the friction will be bad if the rock is wet.

**Eat:** The closest restaurants and groceries are in Saratoga.

**Sleep:** There are not any good climber campgrounds. There is a walk-in (~2 miles) campground in the park and a camping down the hill on highway 9, direction Saratoga. Overnight parking is easy in Saratoga.



# Parking Lot Boulder



- |  |  |
|--|--|
| <p><b>1. Yabo Roof</b> <span style="float: right;">F R<br/>□ □ v5</span><br/>SDS - Climb the roof just right of the tree.</p> <p><b>2. Coz Daddy</b> <span style="float: right;">F R<br/>□ □ v6</span><br/>SDS - Start in the cave, traverse right under the roof then up on the arete.</p> <p><b>3. Unnamed</b> <span style="float: right;">F R<br/>□ □ v2</span><br/>SDS - Start with the arete and a right-facing sloper. Climb up to a knob.</p> <p><b>4. Coz Mama</b> <span style="float: right;">F R<br/>□ □ v4</span><br/>SDS - Start with a good edge, throw to slopers then pull over the bulge.</p> <p><b>5. Unnamed</b> <span style="float: right;">F R<br/>□ □ v0-</span><br/>Start with a right-facing flake.</p> <p><b>6. Unnamed</b> <span style="float: right;">F R<br/>□ □ v0</span><br/>Start with a left-facing flake.</p> <p><b>7. Collins Problem</b> <span style="float: right;">F R<br/>□ □ v10</span><br/>Climb with left-facing crimps.</p> <p><b>8. Deforestation</b> <span style="float: right;">F R<br/>□ □ v9</span><br/>Grab high sidepulls and climb to the dish.</p> <p><b>9. Unnamed</b> <span style="float: right;">F R<br/>□ □ v4</span><br/>Start as Tree Route but climb up and left.</p> <p><b>10. Tree Route</b> <span style="float: right;">F R<br/>□ □ v4</span><br/>Start with a left-facing jug and climb up and right to a big, funky knob then top out.</p> | <p><b>11. Rug Head</b> <span style="float: right;">F R<br/>□ □ v3R</span><br/>SDS - Start low with a pointed jug and climb straight up with a left-facing flake.</p> <p><b>12. Girl Butter</b> <span style="float: right;">F R<br/>□ □ v0</span><br/>Start on a nice sloper and go straight up.</p> <p><b>13. Unnamed</b> <span style="float: right;">F R<br/>□ □ v0</span><br/>Climb the offwidth.</p> <p><b>14. Unnamed</b> <span style="float: right;">F R<br/>□ □ v0</span><br/>Left-facing holds up to a jug.</p> <p><b>15. Unnamed</b> <span style="float: right;">F R<br/>□ □ v0?</span><br/>Big hueco up to a tricky top out.</p> <p><b>16. Let's Get Hurt</b> <span style="float: right;">F R<br/>□ □ v3</span><br/>Start with a right-facing jug and go straight up.</p> <p><b>17. Unnamed</b> <span style="float: right;">F R<br/>□ □ v1</span><br/>Right-facing flake.</p> <p><b>18. Unnamed</b> <span style="float: right;">F R<br/>□ □ v?</span><br/>SDS - Jug, jug, crimp then tricky top out. Just left of the fallen tree.</p> <p><b>19. Unknown</b> <span style="float: right;">F R<br/>□ □ easy</span><br/>Climb with pockets and the tree at your back.</p> <p><b>20. Unnamed</b> <span style="float: right;">F R<br/>□ □ medium</span><br/>Climb the overhanging arete.</p> |
|--|--|